

RESEARCH REPORT ON JIOFIN



Jio Financial Services Ltd (JFSL) is an Indian financial services company, based in Mumbai. Originally a subsidiary of Reliance Industries (RIL), it was demerged as an independent entity and listed on the Indian stock exchanges in August 2023. The company provides financial services, including payment services and insurance broking. Its subsidiary Jio Finance holds an NBFC license from the RBI. Another subsidiary, Jio Payments Bank, is also a payments bank registered in India.

COMPANY PROFILE

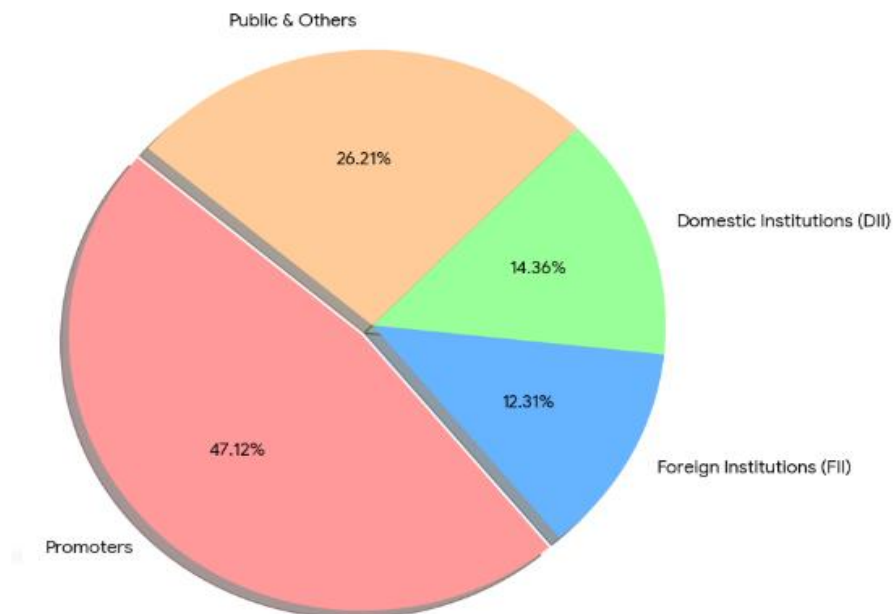
<u>JIOFIN</u>	
	
Company type	Public
Traded as	BSE: 543940 NSE: JIOFIN
Industry	Financial Services
Founded	22 July 1999; 26 years ago
Founder	Mukesh Ambani
Headquarters	Mumbai, Maharashtra India
Key people	K. V. Kamath

	Rajiv Mehrishi
Products	Financial Services
Revenue	▲ ₹3513.3 crore (2026)
Operating income	▲ ₹1390 crore (2026)
Net income	▲ ₹1561 crore (2026)
Total assets	▲ ₹163497 crore (2026)
Total equity	▲ ₹133854 crore (2026)
Owners	<ul style="list-style-type: none"> • Ambani family
Number of employees	1000+
Subsidiaries	<ul style="list-style-type: none"> • Allianz Jio Reinsurance <ul style="list-style-type: none"> • Jio Finance • Jio Insurance Broking • Jio Payment Solutions • Jio Leasing Services • Jio Payments Bank

➤ FUNDAMENTALS

Market Cap	₹ 1,62,259 Cr.	Current Price	₹ 246	High / Low	₹ 339 / 223
Stock P/E	106	Book Value	₹ 211	Dividend Yield	0.20 %
ROCE	1.86 %	ROE	1.19 %	Face Value	₹ 10.0

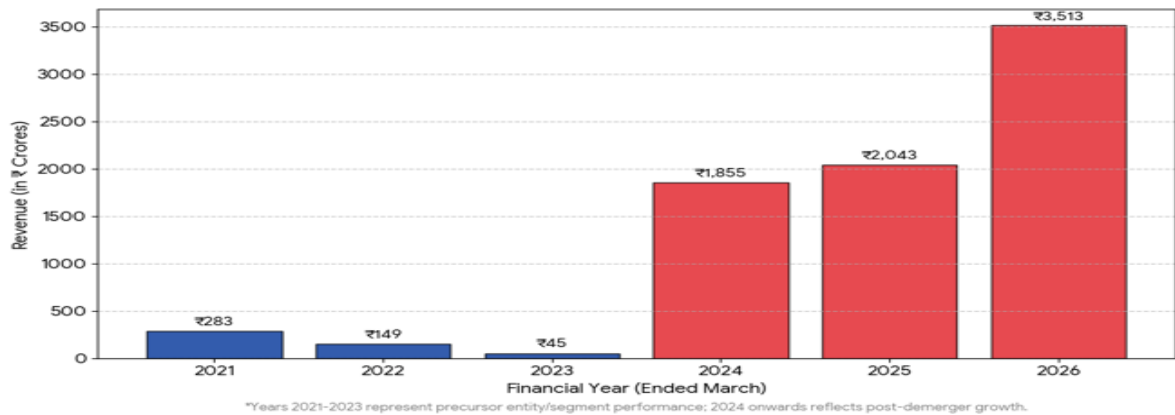
➤ SHAREHOLDING



FINANCIALS

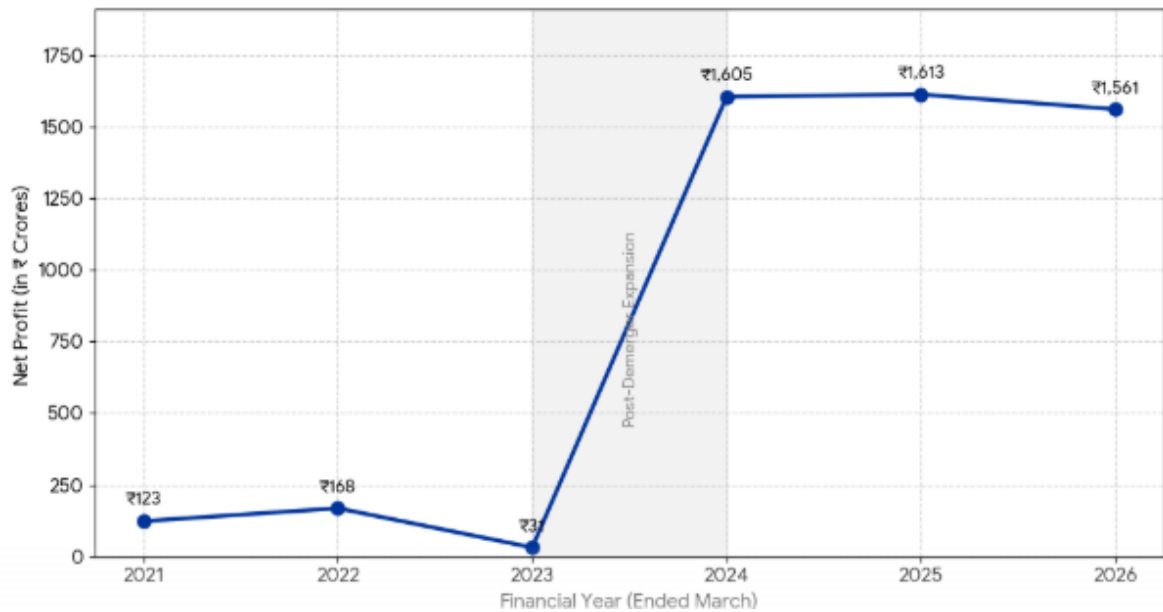
➤ REVENUE

Jio Financial Services (JIOFIN) Annual Revenue Trend
(Consolidated Sales 2021 - 2026)



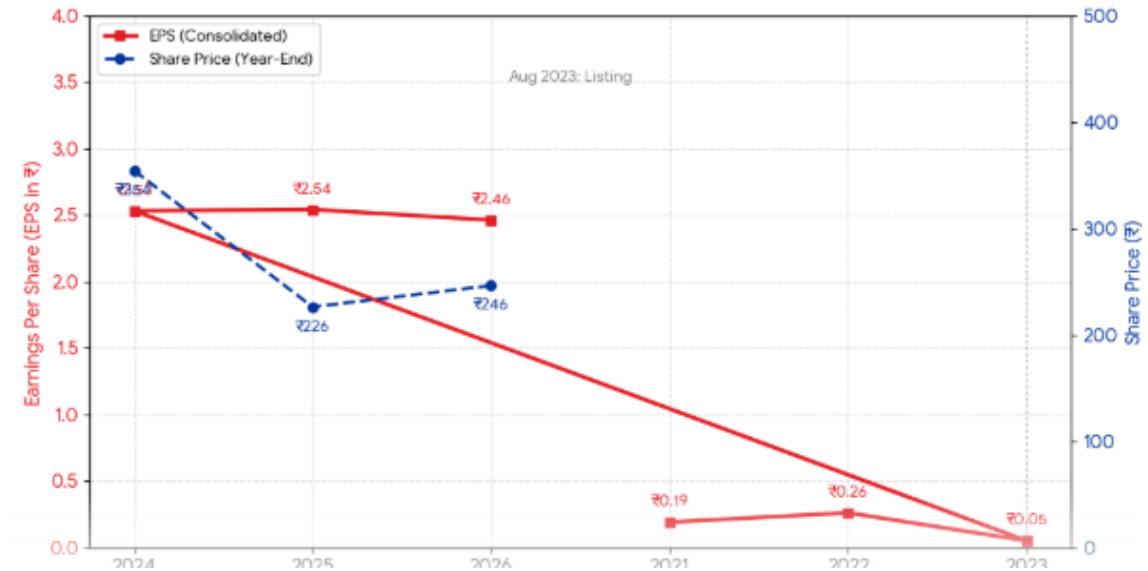
➤ NET PROFIT

Jio Financial Services (JIOFIN) Net Profit Trend
(Consolidated 2021 - 2026)



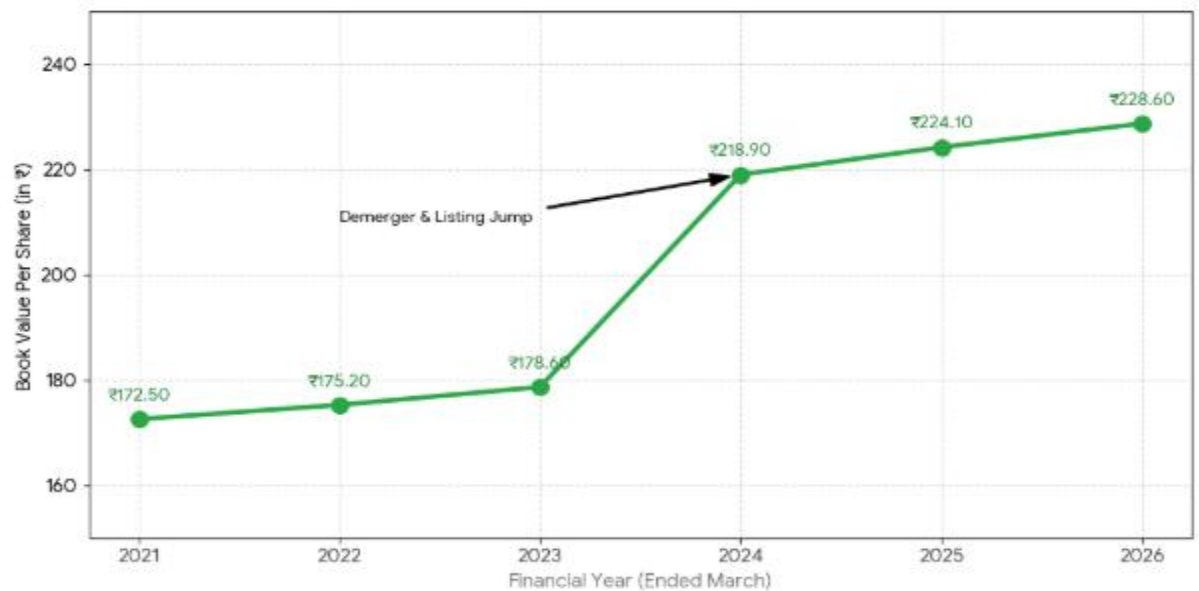
➤ EPS

Jio Financial Services (JIOFIN) EPS vs Share Price Trend (2021 - 2026)



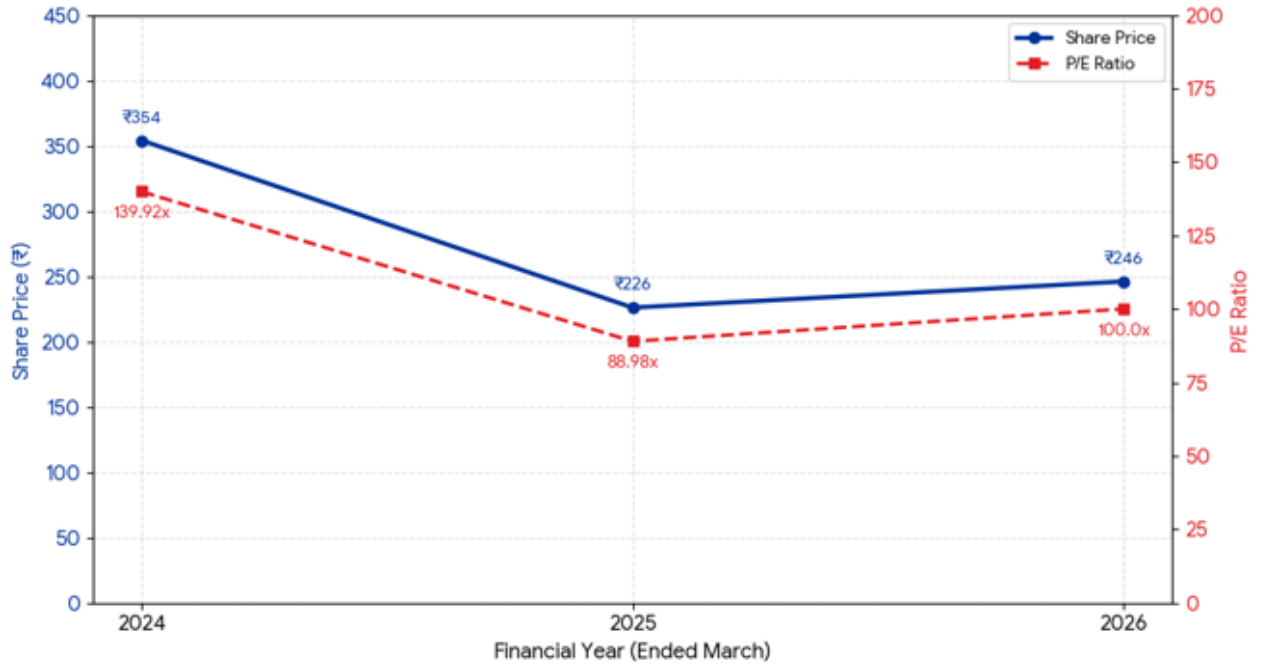
➤ BVPS

Jio Financial Services (JIOFIN) Book Value Per Share (BVPS) Trend (2021 - 2026)



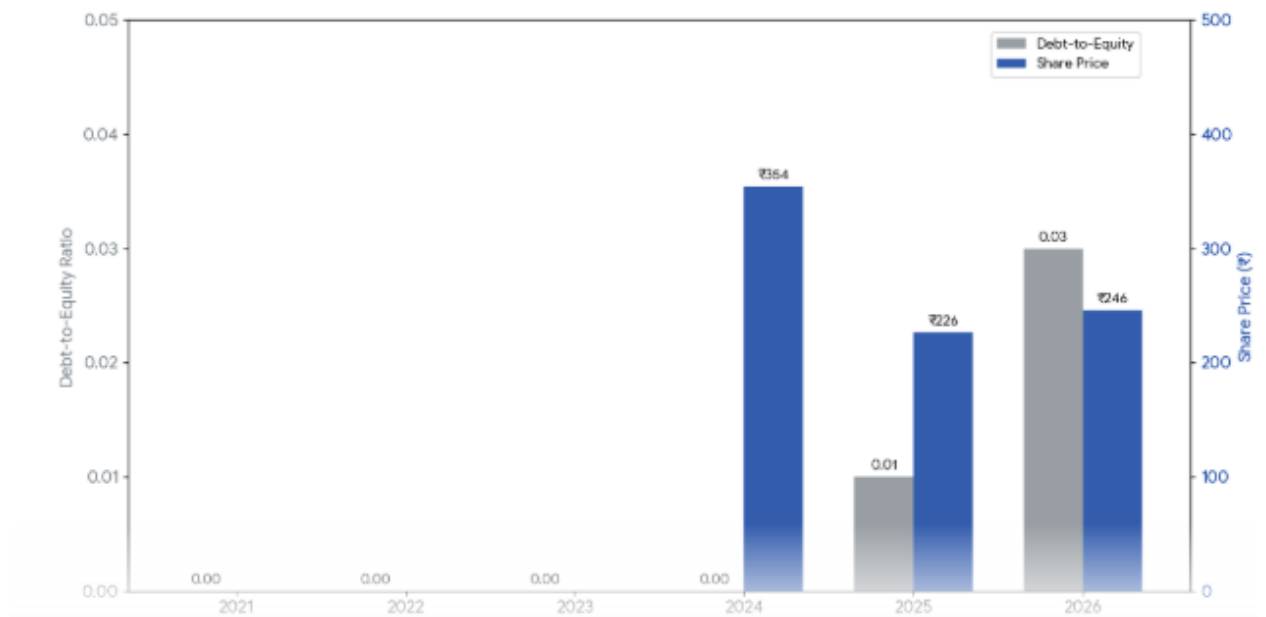
➤ PE Ratio

Jio Financial Services (JIOFIN) Share Price vs P/E Ratio
(Post-Listing 2024 - 2026)



➤ DEBT TO EQUITY

Jio Financial Services (JIOFIN) Debt-to-Equity vs Share Price
(Bar Chart Comparison 2021 - 2026)



TECHNICAL ANALYSIS



BUY JIOFIN ABV 248.50 TGT 298, 334 SL 198... (1-3 MONTH)

Community Sentiments



- 100% BUY
- 0% SELL
- 0% HOLD

RATIO ANALYSIS



Disclaimer: This research report is prepared by Shyam Advisory Limited, while making this report we have taken data from available sources and there may be errors in the data shown. We do not guarantee the accuracy of data and recommendation given in this report. Recommendation is for information purpose only. Registration granted by SEBI, membership of BASL and certification from NISM in no way guarantee performance of the Intermediary or provides any assurance of returns to investors.

"Investment in Securities market is subject to market risks. Read all the related documents carefully before investing."