

RESEARCH REPORT ON **BAJAJ FINANCE LTD.**



BAJAJ FINANCE LIMITED

Bajaj Finance Ltd is engaged in the business of retail financing. The company is engaged in providing finance for two-wheelers, consumer durables, personal computers, personal loans, insurance services, etc. They also extended their product line with the launch of IPO financing for high net worth customers. The company plans to introduce new products, thus increasing its product portfolio as well as widen its presence in semi-urban and rural markets.

COMPANY PROFILE

Bajaj Finance Limited

BAJAJ FINANCE LIMITED

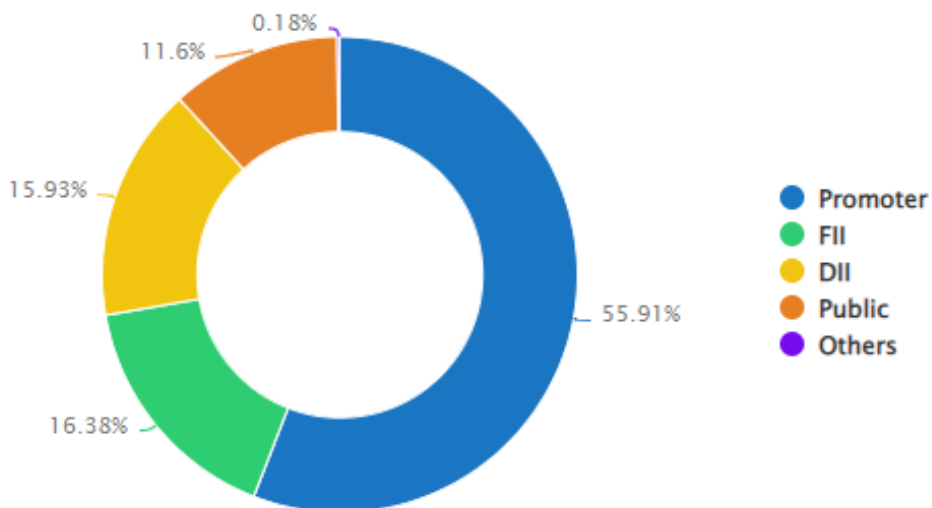
Type	Public
Traded as	BSE: 500034 NSE: BAJFINANCE BSE SENSEX Constituent NSE NIFTY 50 Constituent
ISIN	INE296A01024
Industry	Financial services
Founder	Rahul Bajaj
Headquarters	Pune, India
Key people	Sanjiv Bajaj, Rajeev Jain
Products	Lending, fixed deposits, mutual funds
Revenue	▲ ₹17,090 crore (US\$2.1 billion) (FY2022)

Operating income	▲ ₹9,510 crore (US\$1.2 billion) (FY2022)
Net income	▲ ₹7,030 crore (US\$880 million) (FY2022)
Total assets	▲ ₹138,003.57 crore (US\$17 billion)
Parent	Bajaj Finserv Ltd (57.28%)
Subsidiaries	Bajaj Financial Services Ltd., Bajaj Housing Finance Ltd.;
Website	www.bajajhousingfinance.in

➤ FUNDAMENTALS

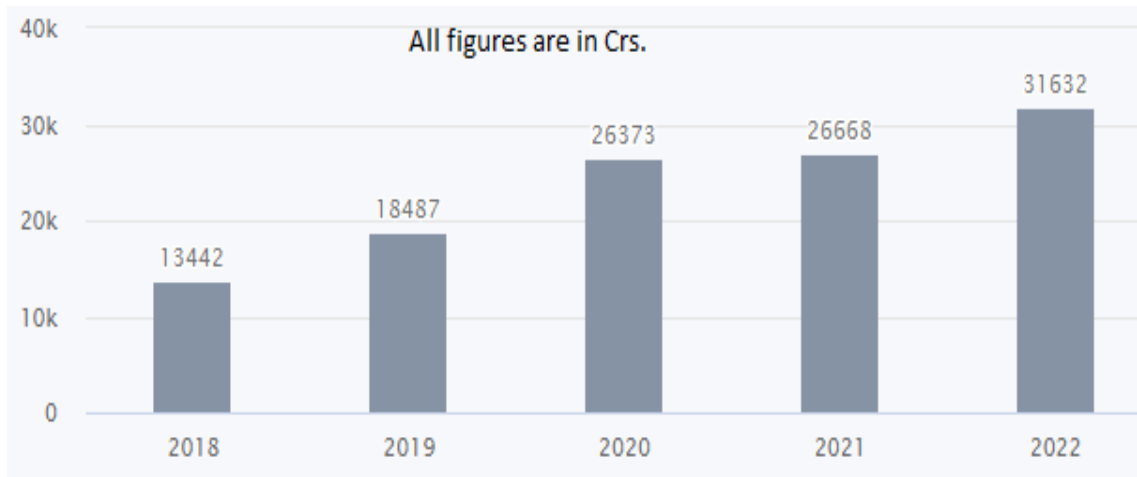
Market Cap	₹3,92,197Cr	ROE	17.43%
P/E Ratio(TTM)	36.59	EPS(TTM)	177.38
P/B Ratio	8.96	Dividend Yield	0.31%
Industry P/E	25.53	Book Value	795.86
Debt to Equity	2.99	Face Value	2

➤ SHAREHOLDING

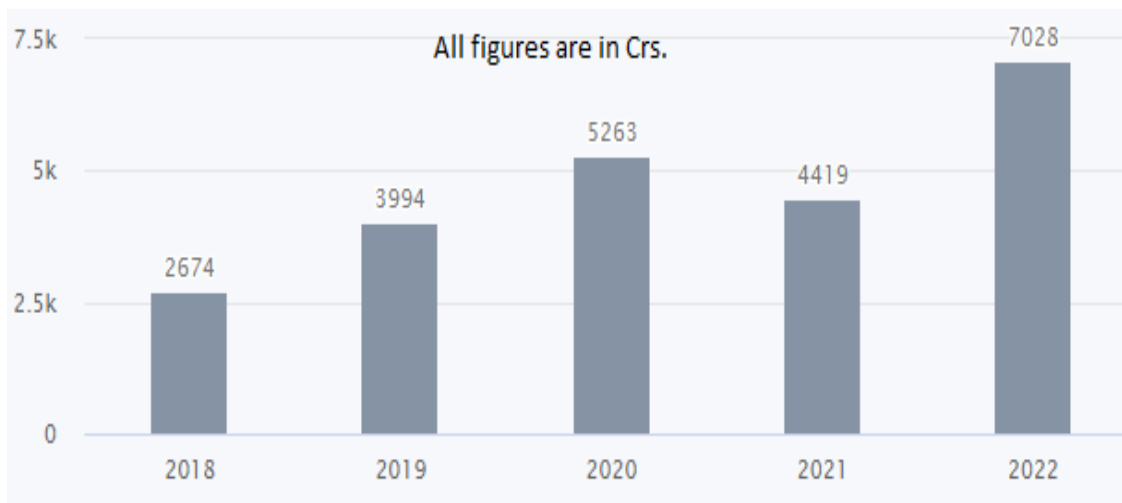


FINANCIALS

➤ **REVENUE**



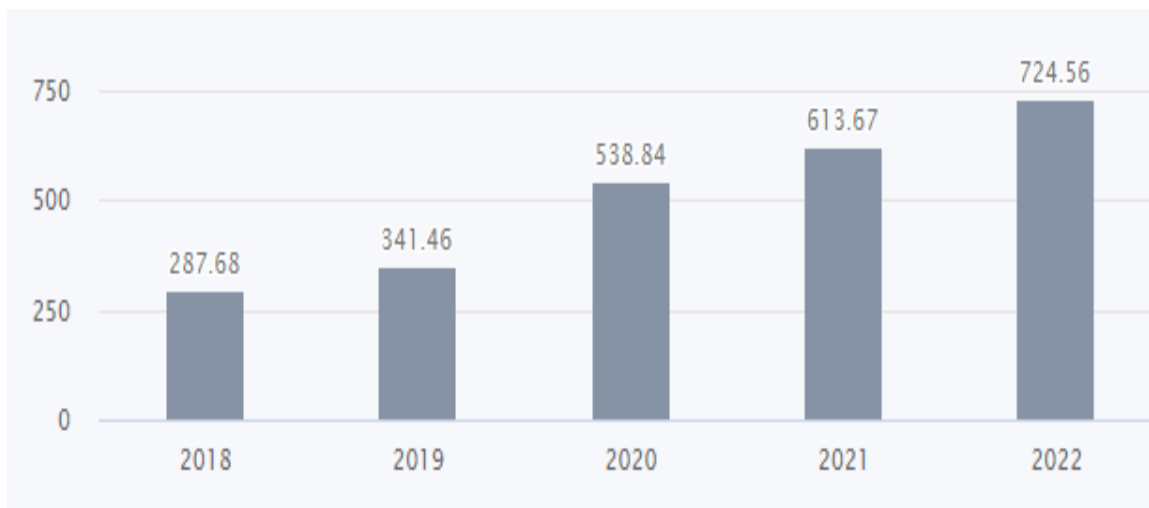
➤ **NET PROFIT**



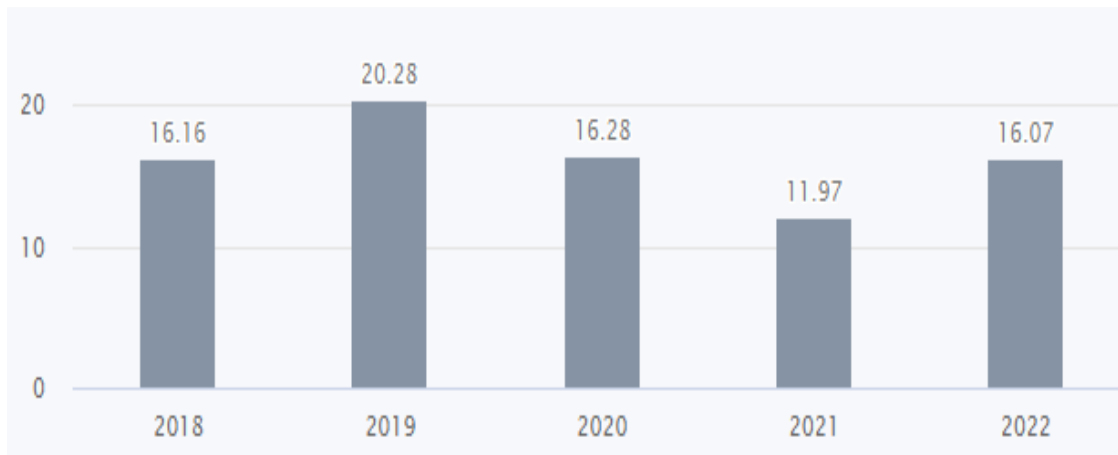
➤ **EPS**



➤ **BVPS**



➤ ROE



➤ DEBT TO EQUITY



TECHNICAL VIEW



**BUY BAJFINANCE AT 6380 TARGET 7100, 7600
STOPLOSS 5645 (1-3 MONTHS)**

RECENT RECOS

Current
Mean Recos by **30** Analysts

BUY



RATIO ANALYSIS

ANNUAL	FY 2022	FY 2021	FY 2020
Return on Equity (%)	15.10	11.00	15.34
Return on Capital Employed (%)	11.88	11.69	14.72
Return on Assets (%)	3.77	2.85	3.53
Interest Coverage Ratio (x)	2.18	1.72	1.87
Asset Turnover Ratio (x)	0.18	17.01	17.26
Price to Earnings (x)	68.97	78.74	27.25
Price to Book (x)	10.41	8.62	4.18
EV/EBITDA (x)	33.79	31.14	15.83
EBITDA Margin (%)	59.26	55.71	62.69

Disclaimer: This research report is prepared by Shyam Advisory Limited, while making this report we have taken data from available sources and there may be errors in the data shown. We do not guarantee the accuracy of data and recommendation given in this report. Recommendation is for information purpose only.