

# **RESEARCH REPORT**

## **ON**

# **RELIANCE INDUSTRIES LIMITED**



Reliance Industries Limited is an Indian multinational conglomerate company, headquartered in Mumbai. It has diverse businesses including energy, petrochemicals, natural gas, retail, telecommunications, mass media, and textiles. Reliance is one of the most profitable companies in India, the largest publicly traded company in India by market capitalization, and the largest company in India as measured by revenue. It is also the tenth largest employer in India with over 236,000 employees. RIL has a market capitalization of US\$243 billion as of March 31, 2022.

The company is ranked 155th on the Fortune Global 500 list of the world's biggest corporations as of 2021. Reliance continues to be India's largest exporter, accounting for 8% of India's total merchandise exports and access to markets in over 100 countries. Reliance is responsible for almost 5% of the government of India's total revenues from customs and excise duty. It is also the highest income tax payer in the private sector in India. The company has negative free cash flows. Reliance Industries became the first Indian company to cross 100Bn\$ in revenues.

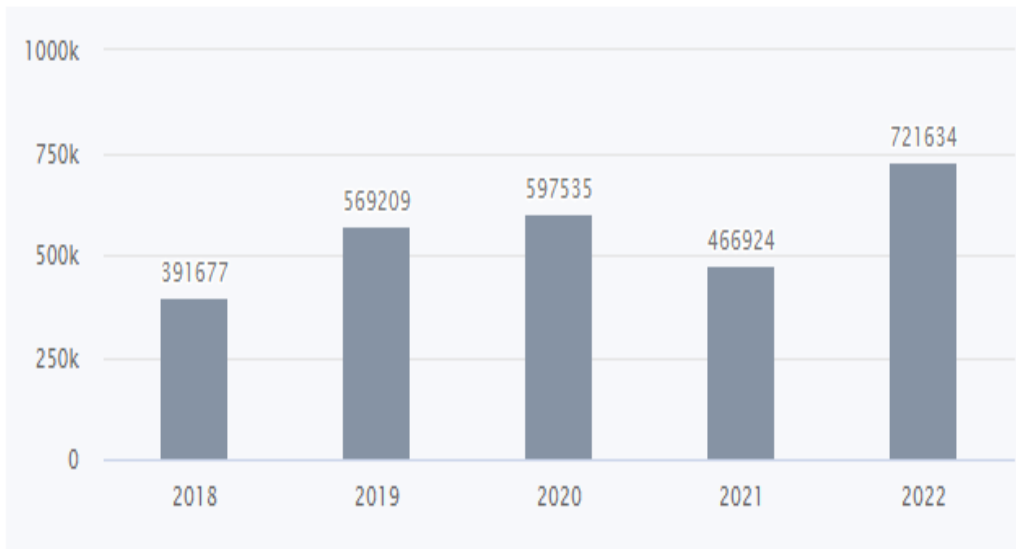
## COMPANY PROFILE

<u>Particulars</u>	<u>Details</u>
<b>Name</b>	Reliance Industries Limited
<b>Type</b>	Public
<b>Traded as</b>	BSE: 500325 NSE: RELIANCE LSE: RIGD BSE SENSEX Constituent NSE NIFTY 50 Constituent
<b>Industry</b>	Conglomerate
<b>Founded</b>	8 May 1973; 49 years ago
<b>Founder</b>	Dhirubhai Ambani
<b>Headquarters</b>	Mumbai, Maharashtra
<b>Key people</b>	Mukesh Ambani (Chairman & MD) Nita Dalal Ambani (Director)
<b>Products</b>	Petroleum Natural gas Petrochemicals Textiles Retail Telecommunications Media Television Entertainment Music Financial Services Software

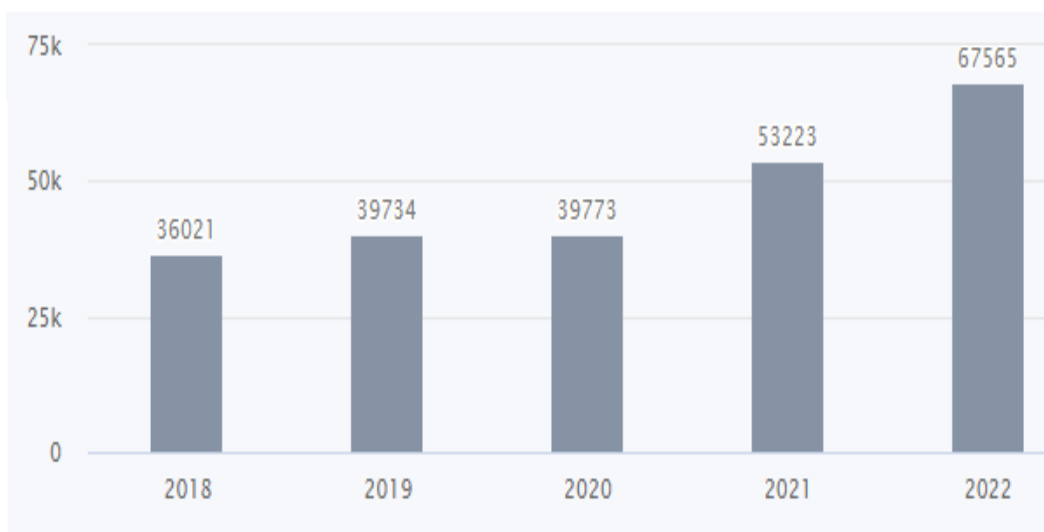
<b>Revenue</b>	▲ □736,581 crore (US\$97 billion) (2022)
<b>Operating income</b>	▲ □98,446 crore (US\$13 billion) (2022)
<b>Net income</b>	▲ □67,565 crore (US\$8.9 billion) (2022)
<b>Total assets</b>	▲ □1,499,665 crore (US\$200 billion) (2022)
<b>Total equity</b>	▲ □772,720 crore (US\$100 billion) (2022)
<b>Number of employees</b>	236,560 (2022)
<b>Subsidiaries</b>	Jio Platforms Reliance Retail Reliance Petroleum Jio Payments Bank Network18 Group Mumbai Indians Alok Industries Reliance Foundation

# FINANCIALS

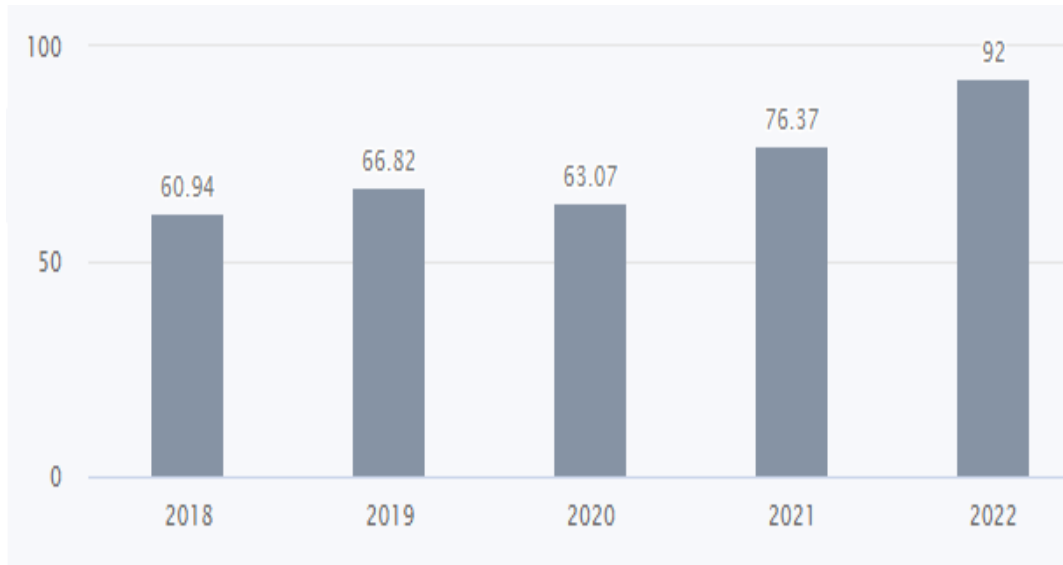
## ➤ Revenue



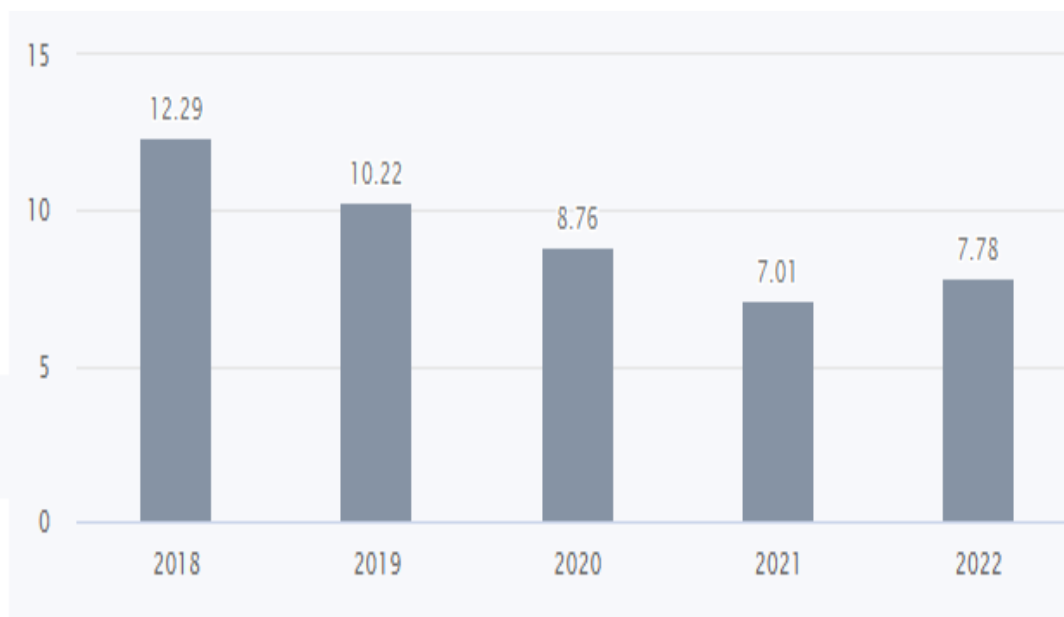
## ➤ Net profit



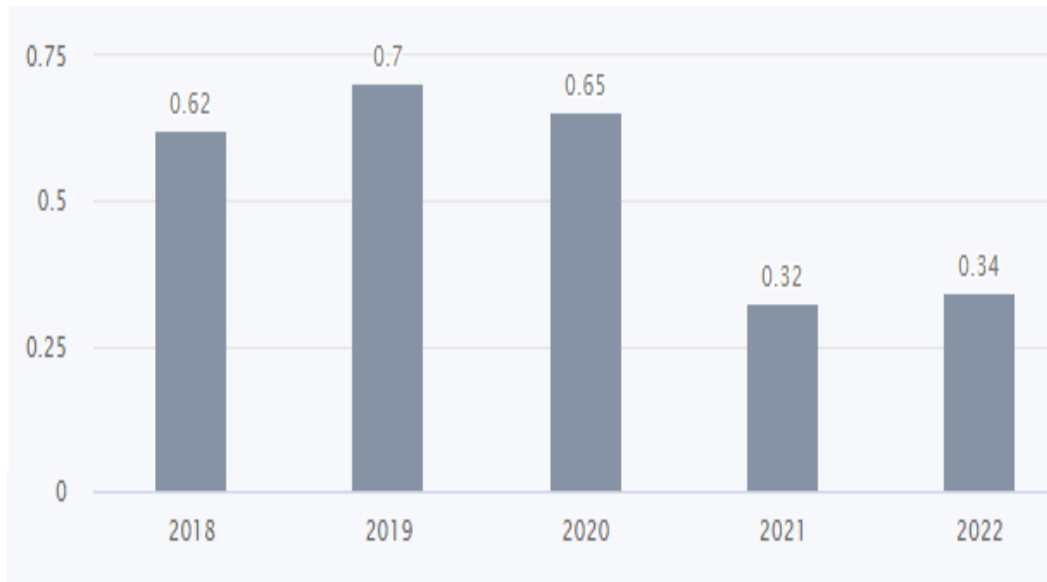
➤ **EPS**



➤ **ROE**



➤ **Debt to equity**



➤ **Income statement**

Annual	Mar 2022	Mar 2021	Mar 2020	Mar 2019	Mar 2018	Trend Mar 18 - Mar 22
Sales	721,634	466,924	597,535	569,209	391,677	
Other Income	14,947	16,327	13,164	8,386	9,949	
Total Income	736,581	483,251	610,699	577,595	401,626	
Total Expenditure	638,135	407,117	535,173	505,976	344,207	
EBIT	98,446	76,134	75,526	71,619	57,419	
Interest	14,584	21,189	22,027	16,495	8,052	
Tax	16,297	1,722	13,726	15,390	13,346	
Net Profit	67,565	53,223	39,773	39,734	36,021	

## **TECHNICAL ANALYSIS**

- There is nothing to worry about Reliance Industries despite an 8 per cent intraday drop in its share price on Friday, according to market analysts. Shares of the company came under pressure on July 1 after the government imposed taxes on the export of petrol, diesel and jet fuel (ATF) shipped overseas by Indian firms.
- The government levied a tax of Rs 6 per litre on exports of petrol and aviation turbine fuel and Rs 13 per litre on exports of diesel. The step is aimed at meeting the demand of the domestic market.
- RIL will benefit even after paying taxes. It will take a hit on margins. However, gross refining margins are very high at present as they are importing from Russia at a discounted price and exporting at a premium. The company may see windfall profit in the upcoming quarterly results.



- A Reliance Industry is a good stock to buy.
- Reliance Industries stock is trading lower than the 5-day, 20-day, 50-day, 100-day and 200-day moving averages.



- As per the technical in the daily chart of Reliance Industries, you can buy at dip between **2300-2350** with a Stop loss of **2150** for targets of **2550, 2660** in 1-4 months & further targets of **2800** in the near term.

## ➤ Moving Averages

Days	SMA <span>▼</span>
5	2,452.63
10	2,482.86
20	2,550.58
50	2,593.98
100	2,546.02
200	2,510.19

## ➤ Shareholding

